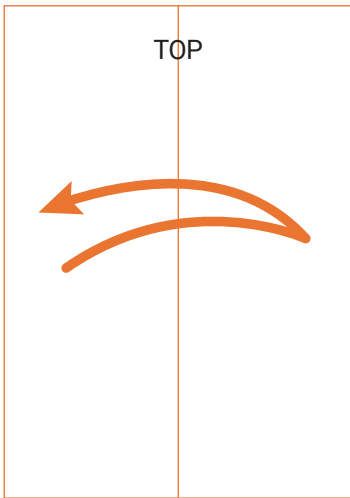
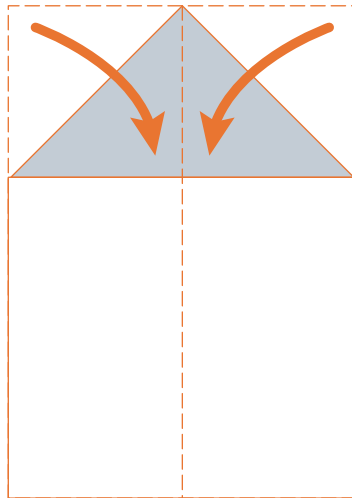


The Digital Towers Jet

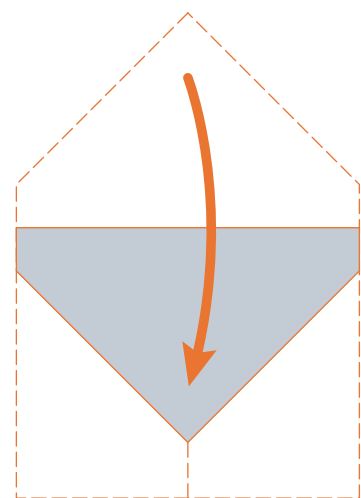
Instructions



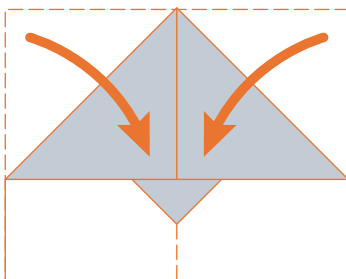
With Blue side up, fold in half and then unfold.



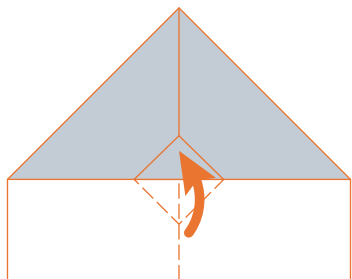
Fold the top two corners in to the central crease. Turn plane over.



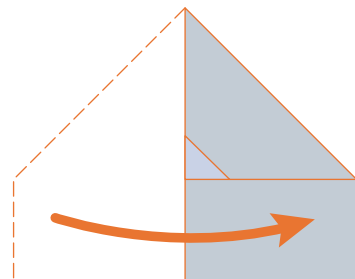
With white side up fold the top point down to the fold line



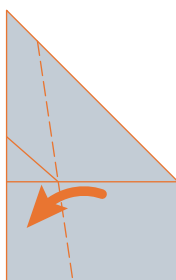
Fold the top two corners in to the central crease.



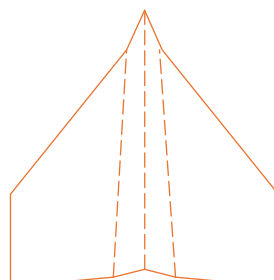
Fold up the small triangular section.



Turn over and fold the plane in half.



Fold down the wings



TOP

Digital Towers

Scalable, flexible solutions to suit any airport

Folding instructions



www.nats.aero/digital-towers

For when one size doesn't fit all



Model 1
Digital Tower in Tower
Model 2
Remote Digital Tower
Model 3
Remote Digital Tower+

Model 4
Hybrid Digital Tower
Model 5
Hub Digital Tower
ww.nats.aero/
digital-towers

